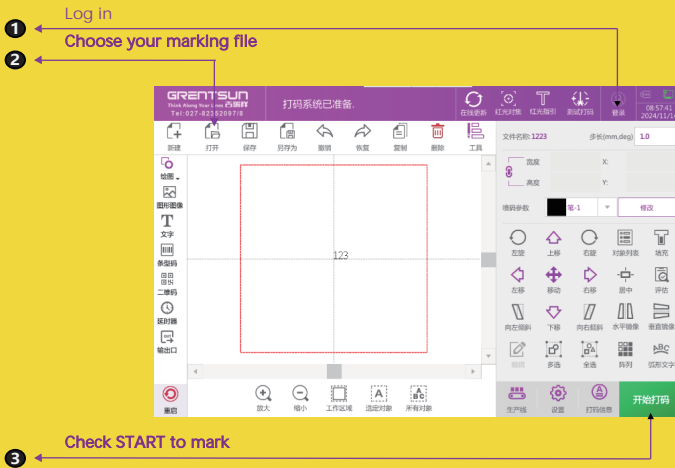
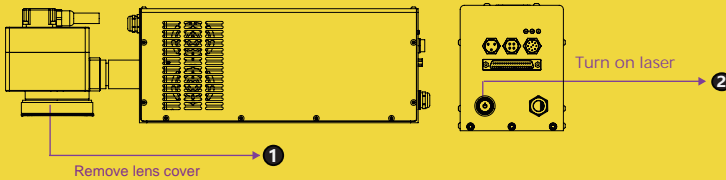


Please operate after turning on the power



Attention :

1. During maintenance, please turn off the laser marking machine and cover the lens
2. Do not look directly at the laser when the machine is running



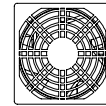
Daily maintenance



Wipe with a lint-free cloth and 95% alcohol or above in one direction



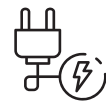
When shutting down, cover the laser head to prevent the optical components from getting wet or contaminated.



Regularly clean the dust and debris on the cooling fan to avoid laser machine failure caused by overheating. (At least once a week, keep the dust filter on)



Regularly wipe the laser marking machine casing with a clean cloth to ensure the surface is clean.



Regularly check the power cord of the laser machine to see if the power cord is firmly connected and whether it is loose or damaged. To avoid equipment failure caused by poor contact

Service email: info@grentsun.com

You can also download more manual from www.laser-code.com